


# INSU ROPE

*Fire rated linear joint seals rope*

TDS Technical Data Sheet



**.INTUSEAL®**  
*passive fire protection manufacturer*

CE

E<sup>U</sup>TA

[www.intuseal.com](http://www.intuseal.com)

### → PRODUCT DESCRIPTION

The **INSU-ROPE** fire rated linear joint seals rope is made of mineral wool.

- fire resistance up to **EI240**
- horizontal and vertical installation
- thermal insulation
- non-flammability
- low thermal conductivity coefficient
- biological stability
- stability of dimensions and volumes

### → APPLICATION

The **INSU-ROPE** is used for linear sealing: horizontal and vertical.

**Rigid walls:** The wall made of concrete, cellular concrete, reinforced concrete or masonry construction with minimum density: 700 kg/m<sup>3</sup>. The wall thickness must be minimum 150 mm.

**Rigid floors:** The floor made of concrete, cellular concrete, reinforced concrete or masonry construction with minimum density: 700 kg/m<sup>3</sup>. The floor thickness must be minimum 150 mm.



### → AVAILABILITY

Type	Type	Packaging	Art. number
INSU-ROPE	12 mm / 30 m	ROLL (30m)	INIR12/30
	20 mm / 30 m	ROLL (30m)	INIR20/30
	30 mm / 30 m	ROLL (30m)	INIR30/30
	40 mm / 30 m	ROLL (30m)	INIR40/30
	50 mm / 25 m	ROLL (25m)	INIR50/25
	60 mm / 25 m	ROLL (25m)	INIR60/25
	70 mm / 20 m	ROLL (20m)	INIR70/20
	80 mm / 20 m	ROLL (20m)	INIR80/20
	90 mm / 18 m	ROLL (18m)	INIR90/18
	100 mm / 10 m	ROLL (10m)	INIR100/10
	120 mm / 2 m	ROLL (2m)	INIR120/2
	150 mm / 2 m	ROLL (2m)	INIR150/2
	170 mm / 2 m	ROLL (2m)	INIR170/2
	180 mm / 2 m	ROLL (2m)	INIR180/2

### → TECHNICAL PROPERTIES

<b>Operating temperature</b>	< 750 °C/ 1382 °F
<b>Melting temperature</b>	> 1000 °C/ 1832 °F
<b>Reaction to fire class</b>	A1
<b>Demand for fire safety</b>	Extremely high
<b>Thermal conductivity</b>	0,035 W/m2 - 0,040 W/m
<b>Heat capacity</b>	840 J/kgK
<b>Sound insulation</b>	Meets high requirements
<b>Density</b>	240 kg/m3

### → COMPLIANCE

- Declaration of Performance: 1404-CPR-3055/2018
- Certificate of Constancy of Performance: 1404-CPR-3055
- ETA – 17/0061
- TDS
- SDS

### → TRANSPORT AND STORAGE

Store in dry and cool conditions at a temperature from + 5°C to + 25°C.

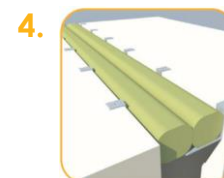

### → INSTALLATION METHOD

1. Clean the linear gap/hole surface and make sure they are free of dust and other dirt.

2. Select the diameter of **INSU-ROPE** according to the availability table and the number.

3. Place the **INSU-ROPE** in the linear joint element flush with the face or below. The **INSU-ROPE** must be totally fit in area where the adhesive has been applied and the **INSU-ROPE** ends must adhere to each other without leaving gap.

4. The **INSU-ROPE** should be installed gradually for one or two layers. Any arrangement of rope/ropes in a linear joint.



## → FIRE RESISTANCE CLASSIFICATION

Tab. 1 Fire resistance classification of penetration seal.

Maximum joint width [mm]	Partition	E	EI
150	Floor	240	240
150	Wall	240	240

Tab. 2 Technical data about use INSU-ROPE.

Application	Width of joint [mm]	Number of layers and arrangement of rope	Fire classification
B	10 - 150	1 - any arrang.	EI240 -V-X-F-W10-150
B	10 - 100	2 - any arrang.	EI 240 -V-M020-F-W10-100
B	110 - 130	1 - any arrang.	EI 240 -V-M020-F-W110-130
A, C	10 - 100	2 - any arrang.	EI 240 - H-X-F-W10-100
A, C	110 - 150	1 - any arrang.	EI 240 - H-X-F-W110-150

Tab. 3 Dilatation movement with INSU-ROPE joint.

Width of joint [mm]	Dilatation movement up to 7,5% INSU-ROPE diameter $\varnothing$ [mm]	Dilatation movement up to 20% INSU-ROPE diameter $\varnothing$ [mm]
10	12	20
15	20	20
20	30	30
25	40	40
30	40	50
40	50	60
50	60	70
60	70	80
70	80	100
80	90	110
90	100	120
100	120	140
110	130	150
120	140	170
130	150	180
140	160	-
150	180	-

## → SOLUTION DETAILS

